

**НАОДИ ОД СПРОВЕДЕНИОТ МОНИТОРИНГ И  
АНАЛИЗА НА БУЏЕТ И ИМПЛЕМЕНТАЦИЈА НА  
ПРОГРАМАТА ЗА СИСТЕМАТСКИ ПРЕГЛЕДИ НА  
УЧЕНИЦИТЕ И СТУДЕНТИТЕ ВО РЕПУБЛИКА  
МАКЕДОНИЈА ЗА 2016 ГОДИНА**





1. 10%
2. 15%
3. "  
7-18  
12%
4. 12 %
- 5.
- 6.
- 7.



1.

2019

2.

3.

4.

5.

6.



( 90 %);

2016


2012

- 2012 2018 ;
- 2012 2016
- 

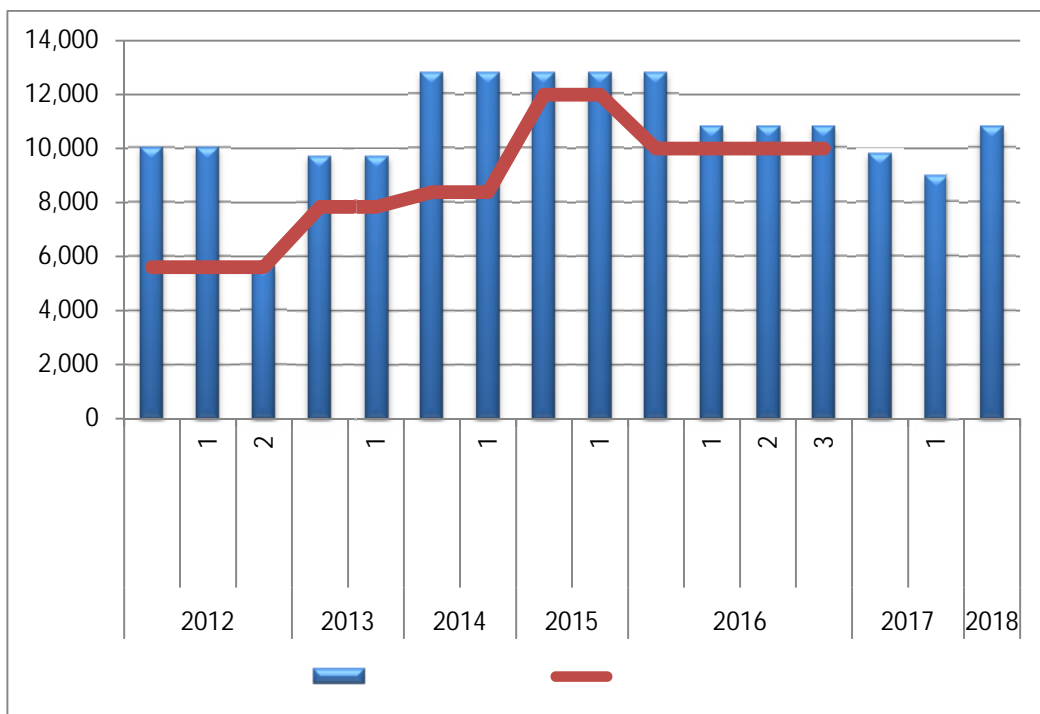
2006 2016

l.

2012 2018  
11.221.429  
10 %  
10.103.333 ).  
15 %



1.  
2012 2018 ( )



2012 2018  
<https://finance.gov.mk/mk/node/575>

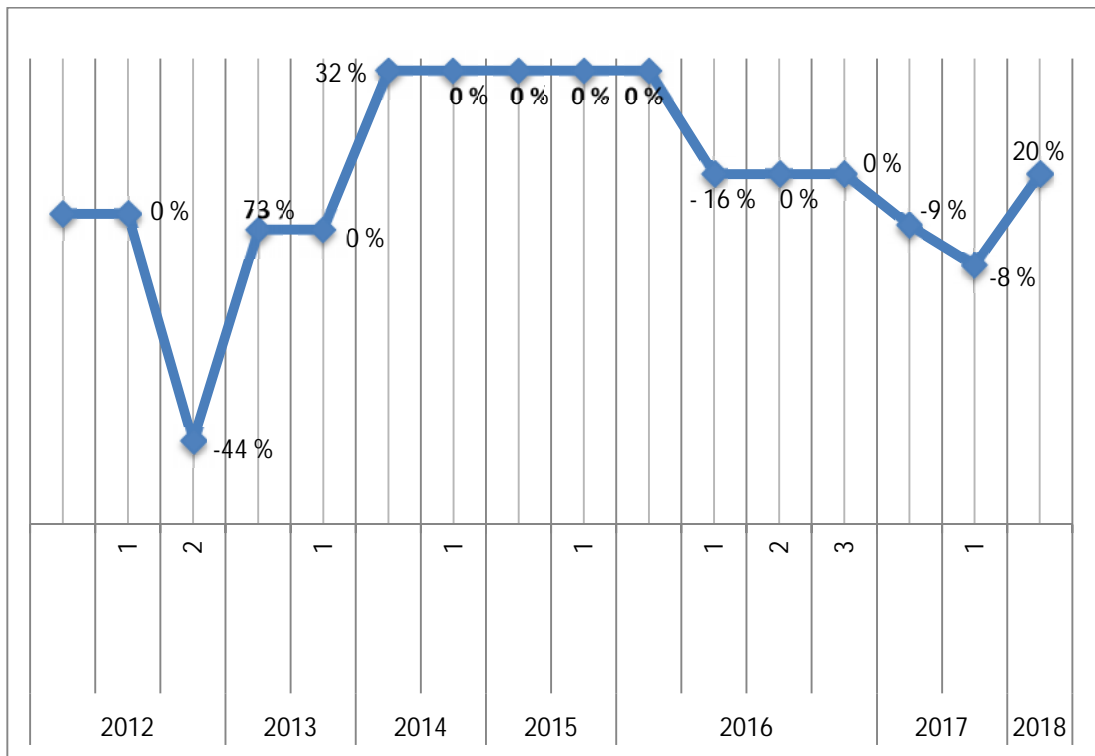


10 %  
2012 2018

2013 (-3 %), 2016 2015 2018 8 % 2012 2017 (-23 %) 3 %

(-44 %). ( 2) 10 % 2012

2. 2012 2018



: <https://finance.gov.mk/mk/node/575>

► 15 %

2012 2016 15 %

2012 ( 100 %), 2014 (66 %). (

1)

1.

2012 2018 ( )

		1	2	3			
2012	10.000.000	10.000.000	5.610.000		5.606.949	3.051	100 %
2013	9.700.000	9.700.000			7.839.440	1.860.560	81 %
2014	12.770.000	12.770.000			8.380.720	4.389.280	66 %
2015	12.770.000	12.770.000			11.997.621	772.379	94 %
2016	12.770.000	10.770.000	10.770.000	10.770.000	10.000.000	770.000	93 %
2017	9.770.000	9.000.000					
2018	10.770.000						

:

2012 2018

<https://finance.gov.mk/mk/node/575>

II.

2016

2016

■

■

( - ),

( - ),

: 84.692  
17.309

141.157  
, 39.156



2016

2016

2)



2.

2016

7-18	✓	✓
	✓	✓
	✓	✗
	✓	✓
	✓	✗
	✓	✗
( )	✓	✓
	✓	✓
) (	✗	✓
14 (	✗	✓
) (	✗	✓
2.000 600,00	✗	✓
( 4 )	✗	✓
100.000 (		

:

2016 (€

" . 207/2016)



2016

2016

0,2 %

(47 % )

7-18

(49% )

7-18  
12%

89%

14 %<sup>1</sup>

( 3)

2

7-18

83.290

7-18

61

20

1.857

93 %

1

2

3.

2016 ( )

7-18	5.020.000,00	4.587.140,00	432.860,00	91 %
7-18	500.000,00	59.360,00	440.640,00	12 %
) (	2.000.000,00	1.875.035,00	124.965,00	94 %
( 14	1.500.000,00	1.389.982,00	110.018,00	93 %
(	400.000,00	280.000,00	120.000,00	70 %
	100.000,00	85.000,00	15.000,00	85 %
	1.200.000,00	1.114.200,00	85.800,00	93 %
2016 ( )	50.000,00	50.000,00	0,00	100 %
:	10.770.000,00	9.440.717,00	1.329.283,00	88 %

:

2016 (,

". 207/2016)

► 2016

2016

:

2012 2016  
7-18

7-18

7-18

( , )

( 14 );

( ).( 4)

7-18

2016

7-18

4.

2012 2016

	2012	2013	2014	2015	2016
7-18	✓	✓	✓	✓	✓ <sup>3</sup>
7-18	✓	✓	✓	✓	✓
18 7-	✓	✓	✓	✓	✓
) (	✓	✓	✓	✓	✓
14 ( )	✓	✓	✓	✓	✓
( )	✓	x	x	x	x
( )	✓	✓	✓	x	x

3

2016

" "

7-18

"

7-18

"

( )	✓	x	x	x	x
( )	x	✓	✓	✓	✓
	✓	✓	✓	✓	✓
	x	x	x	✓	✓
( )	✓	✓	✓	✓	✓
	✓	x	✓	✓	x
	x	✓	x	x	x
( )	x	x	✓	✓	x

2016 (, " . 207/2016)

▶ 2016 97 %

2015 2016 2015/2016<sup>4</sup> 2014, 200.032  
 97% 2015/2016  
 2014/2015 96% 2015/2016  
 2014/2015

<sup>4</sup>

2006 2016

97 %.

(99 %),  
(95 %).

5

3).

(97 %)

5.

2015/2016

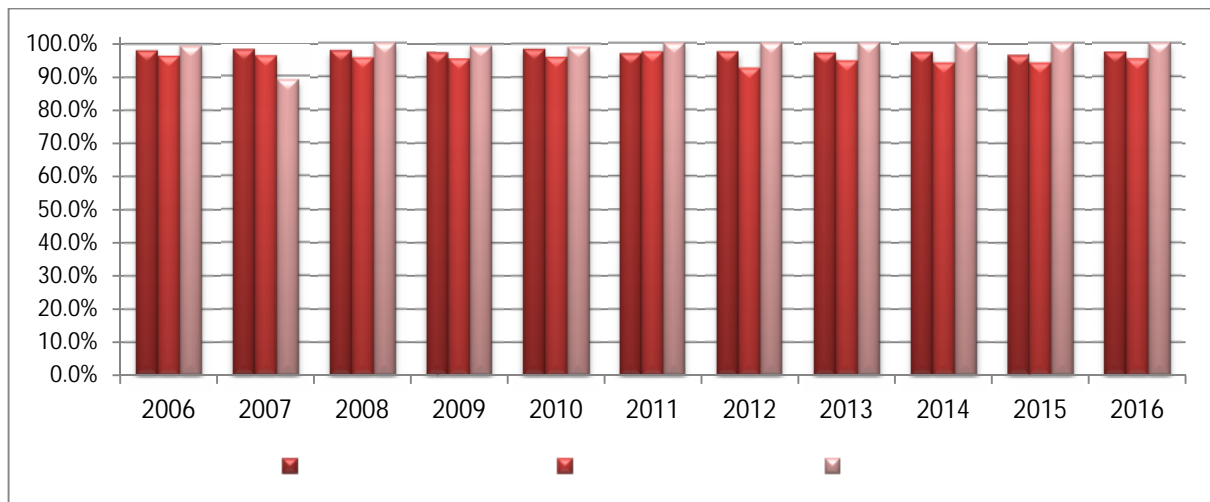
			%			%			%			%
2014/15	124.002	119.149	96,1	74.896	72.432	96,7	40.020	37.631	94	9.086	9.086	100
2015/16	103.034	100.016	97,1	64.566	62.794	97,3	26.715	25.470	95,3	11.753	11.752	100
2016/15	83,1	83,9		86,2	86,7		66,8	67,7		129,4	129,3	

: ;

2015/2016

3.

2006 2016



: ;

2015/2016



✓

2017

44 4%

5

497

13 „26-“, 484

“ ”

(4)

5

1059





Финансиски поддржано од:



ФОНДАЦИЈА  
ОПЕН СИОЦИЈА  
СЕРВИС ЦЕНТАР  
МАКЕДОНСКА



OPEN SOCIETY  
FOUNDATIONS

